

ROADS REVENUE BUDGET - 2015 to 2016 – 1st QUARTER UPDATE

1.0 EXECUTIVE SUMMARY

- 1.1 The purpose of this report is to advise Members of the roads revenue budget position at the end of the 1st Quarter of financial year 2015/16.
- 1.2 This report follows-on from the report presented at the February Area Committee, which provided information on road maintenance revenue activities being delivered in 2014/15.
- 1.3 2015/16 Budget - The overall roads maintenance budget for this financial year, 2015/16 year (excluding winter maintenance and coastal protection budgets) is £3,912,227. The allocated budget for the Mid Argyll, Kintyre and the Islands Area is £1,090,418, of which, £315,517 has been spent at the end of the 1st Quarter – or 29%. This is where we would expect the spend to be at this point in the financial year. The remainder of the budget will be managed over the rest of the financial year.

ROADS REVENUE BUDGET - 2015 to 2016 – 1st QUARTER UPDATE

2.0 SUMMARY

- 2.1 This report follows-on from the report presented earlier in the year at the February Area Committee, which provided information on road maintenance revenue activities being delivered in 2014/15.

3.0 RECOMMENDATIONS

- 3.1 That the Committee notes this report.

4.0 DETAILS

- 4.1 Members were presented with three reports earlier in the 2014 to 2015 financial year which provided information on the roads maintenance revenue budget. This report provides end-of-year financial information on roads maintenance spend for the 2014 to 2015 financial year-end and for the 1st Quarter of the 2015 to 2016 financial year.
- 4.2 The roads revenue budget has been reduced year-on-year for the last several years. Figures in this report show a reduction from £1,141,200 for the 2014 to 2015 financial year to £1,090,418 for this financial year for the Mid Argyll, Kintyre and the Islands Area. The Roads Operations Budget is proposed in line with the Roads Maintenance and Management Strategy and the Roads Maintenance and Asset Management Plan (RAMP). The RAMP identifies the level of works required in the Well Maintained Highways document (national document) that was current in 2004. Whilst funding levels don't allow this level of activity to be delivered, works are prioritised to ensure the safety of the travelling public.
- 4.3 Roads revenue expenditure is closely monitored by separating types of work into different 'activities'. This report is based solely upon financial information which has been collated through the 'Total' costing system. Budgetary figures provided in the Appendices to this report represent the final year-end for the last financial year and the 1st Quarter spend for the present financial year. Winter maintenance and coastal protection costs have been excluded from this report.
- 4.4 Appendix 1 shows the overall roads revenue maintenance budget for 2014 to 2015 for each area. The overall roads maintenance budget for the 2014/15 year (excluding winter maintenance and coastal protection) was £4,145,227 as indicated in the table.

- 4.5 Appendix 2 shows spend for all activities in the Mid Argyll, Kintyre and the Islands Area for year 2014 to 2015. It indicates clearly where service demand has been highest and where savings have been made to minimise overspend (or balance the budget). Overall, in the Mid Argyll, Kintyre and the Islands Area, there has been an increased spend. However, this was minimised by the increased use of the Roadmaster, significantly reducing the pressure on the patching and potholing activities.
- 4.6 Appendix 3 shows the overall roads revenue maintenance budget for 2015 to 2016 for each area. The overall roads maintenance budget for the 2015/16 year (excluding winter maintenance and coastal protection) is £3,912,226 as indicated in the table.
- 4.7 Appendix 4 provides information on percentage spend for Q1 in 2015 to 2016 for each Area. Spend at the end of Q1 was £1,037,925; this equates to 27% of the original budget.
- 4.8 Appendix 5 shows spend for all activities in the Mid Argyll, Kintyre and the Islands Area for the first quarter in year 2015 to 2016. It indicates a spend of £315,517 for the end of Q1, or 29% of the budget of £1,090,417.
- 4.9 Appendix 6 shows what level of service can be provided for each activity, the unit rate (cost) has been estimated for undertaking units of work i.e. a square metre of patching or a metre of ditch cleaned. In this report the budget spent for each activity has been divided by the estimated unit rate for that activity to give the amount of work that would be expected to have been achieved within that budget spend in the Mid Argyll, Kintyre and the Islands Area.
- 4.10 Appendix 7 shows graphically how some of the main work activities progressed throughout the 2014 to 2015 year in financial terms. Budget profiles are set for each budget line and are used to manage actual expenditure against available budget. Appropriate action has been taken over the financial year to achieve a level of satisfactory performance, whilst ensuring that we work within the available budget. Graphs show 'target' spend versus 'actual' spend.
- 4.11 Appendix 8 provides information in similar format to Appendix 7 for the 1st Quarter of this financial year – 2015 to 2016.

5.0 CONCLUSION

- 5.1 This report provides Members with a financial update on the roads revenue maintenance budget for the last financial year 2014 to 2015. It indicates that the roads maintenance revenue budget was overspent by 10% in the Mid Argyll, Kintyre and the Islands Area and 7% overall.
- 5.2 This report also provides Members with a financial update on the roads revenue maintenance budget for the first quarter of the financial year 2015 to 2016. It indicates an average spend of 29% in the Mid Argyll, Kintyre and the Islands Area and 27% overall.
- 5.3 Further quarterly reports will continue to be presented to Members at future Area Committees.

6.0 IMPLICATIONS

6.1	Policy	Works assessed and carried out under the current Roads Asset Management and Maintenance Plan.
6.2	Financial	The available Roads revenue budget is below that required in terms of the RAMP.
6.3	Legal	None
6.4	HR	Roads revenue maintenance works are delivered by both Roads Operations and Amenity Operatives.
6.5	Equalities	None
6.6	Risk	Deterioration of road network if budget not spent effectively.
6.7	Customer Services	Maintains service level commitment set out in Service Plan.

Executive Director of Development and Infrastructure

Head of Roads & Amenity Services Jim Smith

28 August 2015

For further information contact: Stewart Clark, Roads Performance Manager,

Tel: 01546 604893

APPENDICES

Appendix 1 - 2014/15 - Roads Revenue Budget

Appendix 2 - 2014/15 - Year-end spend – Mid Argyll, Kintyre and the Islands Area

Appendix 3 – 2015/16 - Roads Revenue Budget

Appendix 4 – 2015/16 - Year-end spend

Appendix 5 – 2015/16 - Year-end spend – Mid Argyll, Kintyre and the Islands Area

Appendix 6 – 2015/16 – Q1 – Estimate of works carried out

Appendix 7 – 2014/15 – Spend profiles

Appendix 8 – 2015/16 – Spend profiles

APPENDICES

Roads Revenue Maintenance Budget 2014 to 2015

Activity	Activity Description	Mid Argyll	Kintyre	Islay	MAKI	Lorn	Mull	OLI	Bute	Cowal	B&C	Lomond	Central	Total
0501	Patching	130,000	140,000	60,000	330,000	179,000	88,000	267,000	92,000	205,000	297,000	214,875		1,108,875
0502	Potholing	28,000	26,000	118,000	172,000	172,000	86,000	258,000	26,000	42,000	68,000	55,000		553,000
0701	Bridges				0			0			0		225,000	225,000
0801	Cattle Grids				0			0			0		30,000	30,000
1001	Footways/Kerbs	2,500	2,500	2,500	7,500	4,500	3,000	7,500	22,000	26,000	48,000	29,000		92,000
1401	Drainage/Culverts	9,000	17,000	18,000	44,000	54,000	20,000	74,000	6,000	14,000	20,000	63,000		201,000
1402	Drainage/Ditches	43,000	45,000	66,000	154,000	91,000	58,000	149,000	29,000	69,000	98,000	72,000		473,000
1601	Scrub/Tree Maintenance	12,000	12,000	12,000	36,000	22,000	9,000	31,000	8,000	20,000	28,000	26,000		121,000
1701	Roads Markings/Studs	6,500	14,000	14,000	34,500	19,000		19,000	4,500	28,000	32,500	24,000		110,000
2201	Traffic Signals				0			0			0		30,000	30,000
2301	Traffic Signs	6,000	6,000	6,000	18,000	18,000	23,000	41,000	4,500	9,000	13,500	10,000		82,500
2311	Illuminated Bollards				0			0			0		5,000	5,000
2401	Vehicle Safety Fence	8,500	1,000	1,000	10,500	2,000	1,000	3,000	852	1,500	2,352	1,500		17,352
2411	Street Name Plates	400	400	400	1,200	700	500	1,200		900	900	700		4,000
3201	Emergency Incidents	4,000	4,000	4,000	12,000	12,000	5,000	17,000		9,000	9,000	7,000		45,000
3202	Summer Standby	7,000	7,000	7,000	21,000	7,000	5,000	12,000		13,000	13,000	19,000	13,000	78,000
	Roads	256,900	274,900	308,900	840,700	581,200	298,500	879,700	192,852	437,400	630,252	522,075	303,000	3,175,727
1501	Grass Cutting	23,000	23,000	23,000	69,000	42,000	18,000	60,000	6,500	37,000	43,500	44,000		216,500
1503	Weed Spraying	4,000	4,000	4,000	12,000	14,000	6,000	20,000	8,000	4,000	12,000	20,000		64,000
	Amenity	27,000	27,000	27,000	81,000	56,000	24,000	80,000	14,500	41,000	55,500	64,000	0	280,500
0503	Road Master	82,000	61,000	47,000	190,000	56,000	93,000	149,000	33,000	99,000	132,000	52,000		523,000
1801	Gully Emptying	13,000	13,000	3,500	29,500	38,000	3,500	41,500	9,000	45,000	54,000	41,000		166,000
	Fleet	95,000	74,000	50,500	219,500	94,000	96,500	190,500	42,000	144,000	186,000	93,000	0	689,000
		378,900	375,900	386,400	1,141,200	731,200	419,000	1,150,200	249,352	622,400	871,752	679,075	303,000	4,145,227

Roads Revenue Maintenance Budget 2014 to 2015

Budget and Spend for Q4 – Mid Argyll, Kintyre and the Islands Area

Activity Description		2014 / 15 Budgets	Spend to date	Budget Remaining	Percentage Budget Spent
0501	Patching	£330,000	£296,977	£33,023	90%
0502	Potholing	£172,000	£201,277	-£29,277	117%
0801	Cattle Grids	£0	£1,711	-£1,711	n/a
1001	Footways/Kerbs	£7,500	£56,193	-£48,693	749%
1301	Remedial Earthworks	£0	£17,042	-£17,042	n/a
1401	Drainage/Culverts	£44,000	£62,778	-£18,778	143%
1402	Drainage/Ditches	£154,000	£105,403	£48,597	68%
1601	Scrub/Tree Maintenance	£36,000	£19,775	£16,225	55%
1701	Roads Markings/Studs	£34,500	£61,706	-£27,206	179%
2001	Boundary Fences/Walls	£0	£1,935	-£1,935	n/a
2301	Traffic Signs	£18,000	£13,994	£4,006	78%
2401	Vehicle Safety Fence	£10,500	£181	£10,319	2%
2411	Street Name Plates	£1,200	£1,162	£38	97%
3201	Emergency Incidents	£12,000	£18,998	-£6,998	158%
3202	Summer Standby	£21,000	£24,863	-£3,863	118%
Roads		£840,700	£883,997	-£43,297	105%
1501	Grass Cutting	£69,000	£68,517	£484	99%
1503	Weed Spraying	£12,000	£14,513	-£2,513	121%
Amenity		£81,000	£83,030	-£2,030	103%
0503	Road Master	£190,000	£233,729	-£43,729	123%
1801	Gully Emptying	£29,500	£55,935	-£26,435	190%
Fleet		£219,500	£289,664	-£70,164	132%
		£1,141,200	£1,256,691	-£115,491	110%

Roads Revenue Maintenance Budget 2015 to 2016

Activity	Activity Description	Mid Argyll	Kintyre	Islay	MAKI	Lorn	Mull	OLI	Bute	Cowal	B&C	Lomond	Central	Total
0501	Patching	80,783	80,782	80,782	242,347	144,874	72,437	217,311	51,109	119,254	170,363	82,567	0	712,588
0502	Potholing	39,788	39,788	39,788	119,364	133,518	66,759	200,277	21,904	51,110	73,014	35,387	0	428,042
0701	Bridges	0	0	0	0	0	0	0	0	0	0	0	212,000	212,000
0801	Cattle Grids	0	0	0	0	0	0	0	0	0	0	0	28,000	28,000
1001	Footways/Kerbs	2,033	2,033	2,033	6,099	4,067	2,033	6,100	3,003	7,007	10,010	14,790	0	36,999
1401	Drainage/Culverts	15,600	15,600	15,600	46,800	46,867	23,433	70,300	14,700	34,300	49,000	58,900	0	225,000
1402	Drainage/Ditches	50,363	50,363	50,363	151,089	100,907	50,453	151,360	25,380	59,220	84,600	70,950	0	457,999
1601	Scrub/Tree Maintenance	2,100	2,100	2,100	6,300	10,867	5,433	16,300	5,349	12,481	17,830	20,570	0	61,000
1701	Roads Markings/Studs	10,400	10,400	10,400	31,200	20,800	10,400	31,200	7,176	16,744	23,920	17,680	0	104,000
2201	Traffic Signals	0	0	0	0	0	0	0	0	0	0	0	21,000	21,000
2301	Traffic Signs	6,133	6,133	6,133	18,399	8,933	4,467	13,400	5,382	12,558	17,940	13,260	0	62,999
2311	Illuminated Bollards	0	0	0	0	0	0	0	0	0	0	0	4,500	4,500
2401	Vehicle Safety Fence	8,333	8,333	8,333	24,999	16,667	8,333	25,000	7,500	17,500	25,000	25,000	0	99,999
2411	Street Name Plates	300	300	300	900	600	300	900	270	630	900	900	0	3,600
3201	Emergency Incidents	30,000	30,000	30,000	90,000	7,000	3,500	10,500	3,150	7,350	10,500	10,500	0	121,500
3202	Summer Standby	3,000	3,000	3,000	9,000	6,000	3,000	9,000	2,700	6,300	9,000	9,000	12,000	48,000
	Roads	248,833	248,832	248,832	746,497	501,100	250,548	751,648	147,623	344,454	492,077	359,504	277,500	2,627,226
1501	Grass Cutting	28,373	28,373	28,373	85,119	49,653	24,827	74,480	15,960	37,240	53,200	53,200	0	266,000
1503	Weed Spraying	3,933	3,933	3,933	11,799	12,193	6,097	18,290	3,363	7,847	11,210	17,700	0	59,000
	Amenity	32,306	32,306	32,306	96,918	61,846	30,924	92,770	19,323	45,087	64,410	70,900	0	325,000
0503	Road Master	64,667	64,667	64,667	194,001	121,333	60,667	182,000	48,750	113,750	162,500	71,500	0	610,000
1801	Gully Emptying	17,667	17,667	17,667	53,001	42,667	21,333	64,000	35,100	81,900	117,000	116,000	0	350,000
	Fleet	82,334	82,334	82,334	247,002	164,000	82,000	246,000	83,850	195,650	279,500	187,500	0	960,000
		363,473	363,472	363,472	1,090,417	726,946	363,472	1,090,418	250,796	585,191	835,987	617,904	277,500	3,912,226
			%age split		30%			30%			23%	17%		

Roads Revenue Maintenance Budget 2015 to 2016

Spend for Q1 – All Areas

	COMBINED AREA BUDGETS *													
	Mid Argyll	Kintyre	Islay	MAKI	Lorn	Mull	OLI	Bute	Cowal	B & C	H & L	**Bridges / Cattle grids etc.	Total	
Area Budget	£343,472	£343,471	£343,475	£1,090,418	£726,946	£363,472	£1,090,418	£250,796	£585,191	£835,987	£617,904	£277,500	£3,912,227	
Actual Spend - End of Q1	£65,051	£84,712	£165,754	£315,517	£162,452	£121,120	£283,572	£36,392	£166,213	£202,605	£70,183	£166,048	£1,037,925	
Remaining Budget	£278,421	£258,759	£177,721	£774,901	£564,494	£242,352	£806,846	£214,404	£418,978	£633,382	£547,721	£111,452	£2,874,302	
Percentage Spend	19%	25%	48%	29%	22%	33%	26%	15%	28%	24%	11%	60%	27%	

* Combined Area Budgets - See Appendix 4 for list of activities included.

** Remaining 'central budget' - Bridges, cattle grids, traffic signals, summer stand-by and illuminated bollards

Roads Revenue Maintenance Budget 2015 to 2016

Budget and Spend for Q1 – Mid Argyll, Kintyre and the Islands Area

Activity	Activity Description	MAKI Area Budget	Spend to date	Budget Remaining	Percentage Budget Spent
0501	Patching	242,347	37,105	205,242	15%
0502	Potholing	119,364	67,558	51,806	57%
0801	Cattle Grids	0	1,752	-1,752	n/a
1001	Footways/Kerbs	6,099	2,257	3,842	37%
1002	Cycleway/Patching	0	317	-317	n/a
1301	Remedial Earthworks	0	7,056	-7,056	n/a
1401	Drainage/Culverts	46,800	25,407	21,393	54%
1402	Drainage/Ditches	151,089	31,833	119,256	21%
1601	Scrub/Tree Maintenance	6,300	305	5,995	5%
1701	Roads Markings/Studs	31,200	4,964	26,236	16%
2001	Boundary Fences/Walls	0	753	-753	n/a
2301	Traffic Signs	18,399	5,658	12,741	31%
2401	Vehicle Safety Fence	24,999	1,440	23,559	6%
2411	Street Name Plates	900	1,068	-168	119%
3201	Emergency Incidents	90,000	1,261	88,739	1%
3202	Summer Standby	9,000	8,928	72	99%
	Roads	746,497	197,662	548,835	26%
1501	Grass Cutting	85,119	15,706	69,413	18%
1503	Weed Spraying	11,799	0	11,799	0%
	Amenity	96,918	15,706	81,212	16%
0503	Road Master	194,001	97,523	96,478	50%
1801	Gully Emptying	53,001	4,626	48,375	9%
	Fleet	247,002	102,149	144,853	41%
		1,090,417	315,517	774,900	29%

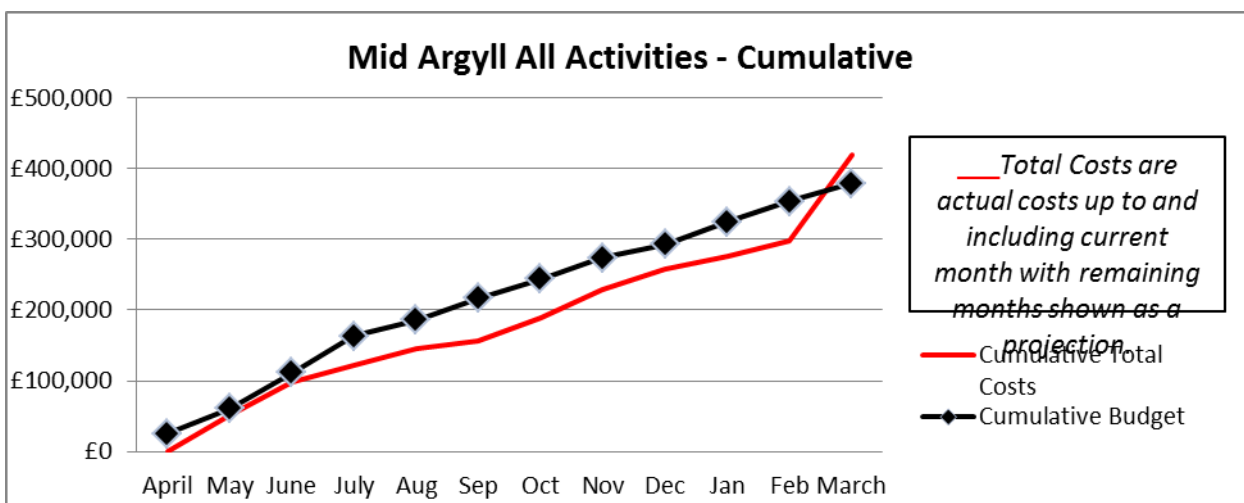
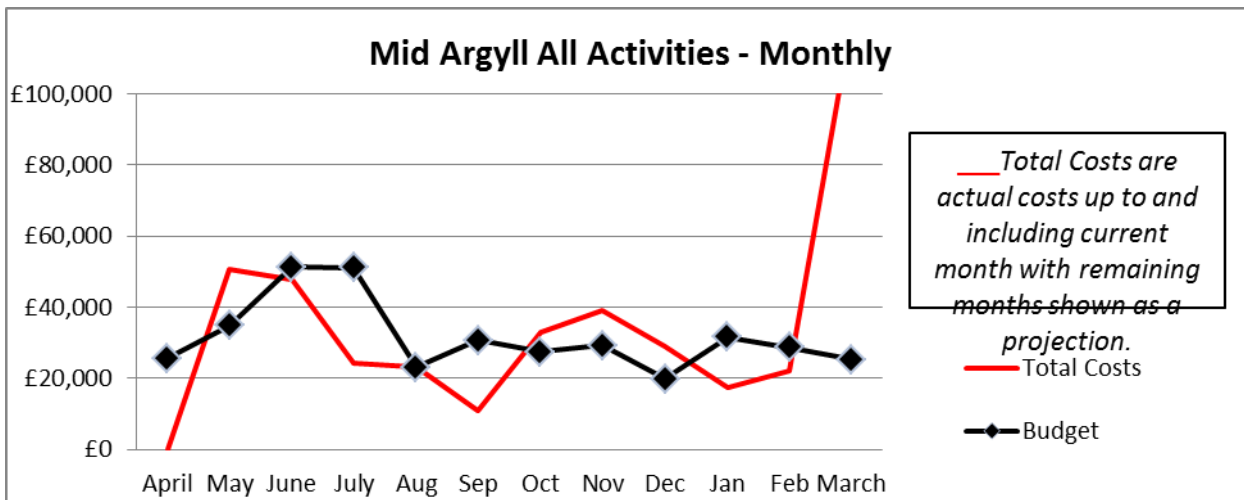
Roads Revenue Maintenance Budget – Mid Argyll, Kintyre and the Islands

End of 1st Quarter Spend and Estimate of Percentage of Target Achieved 2015 /16

MAKI Budget Spend - April to June								
Estimated Quantities								
MAKI 2015/16								Asset:-
Funding	Activity	Unit	Spend to Date	Estimated Works Quantity	% of Asset Management Plan achieved	Target Unit Rate	Target Quantity (from Asset Management Plan)	Inventory Quantity
R10	0501 Patching	sq.m	£ 37,105.00	1216.56	3.98%	£ 30.50	30577.67	3,057,767.00
	0502 Potholing	n/a	£ 67,558.00					-
	1001 Footways Resurfacing	sq.m	£ 2,257.00	122.10	5.94%	£ 18.49	2056.71	130,446.60
	1401 Drainage Culverts	no.	£ 25,407.00	652.30	25.93%	£ 38.95	2515.33	2,624.00
	1402 Drainage Ditches	m	£ 31,833.00	17883.71	15.82%	£ 1.78	113049.00	450,991.00
	1501 Grasscutting	m	£ -	0.00	0.00%	£ 0.03	3855760.00	4,316,080.00
	1503 Weedkilling	sq.m	£ -	0.00	0.00%	£ 0.13	107991.00	204,663.00
	1601 Scrub / Tree Maintenance	n/a	£ 305.00					
	2301 Traffic Signs	no.	£ 5,658.00	64.62	31.66%	£ 87.56	204.10	1,997.00
	Totals		£ 170,123.00					

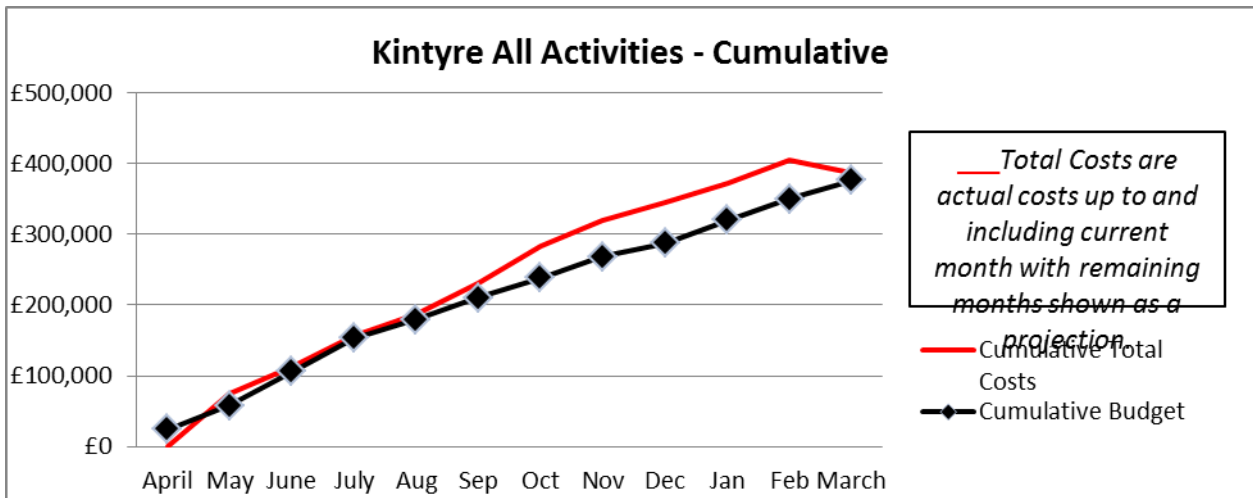
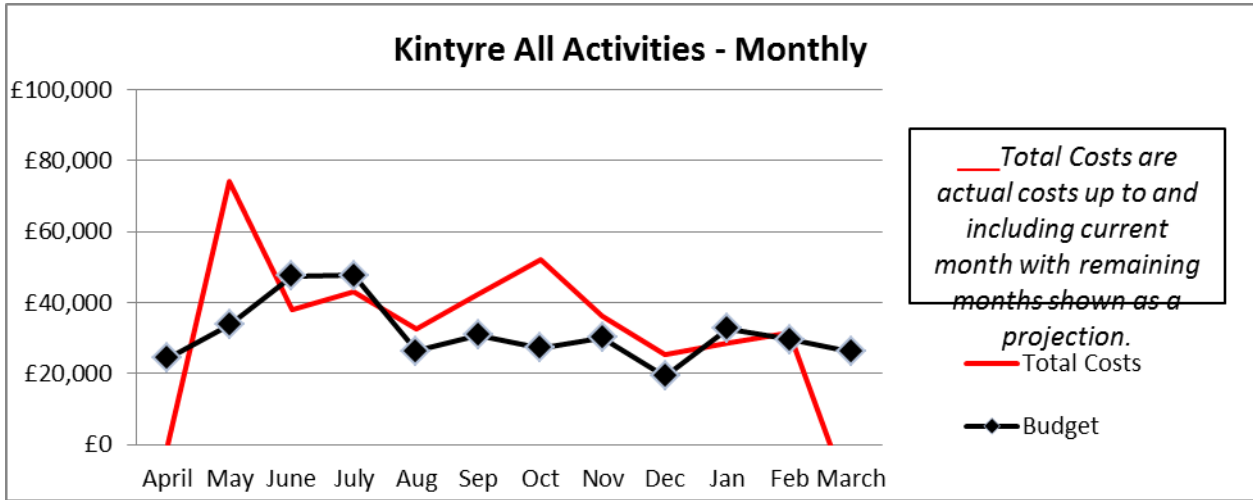
Year End Spend Profile - 2014/15

Mid Argyll



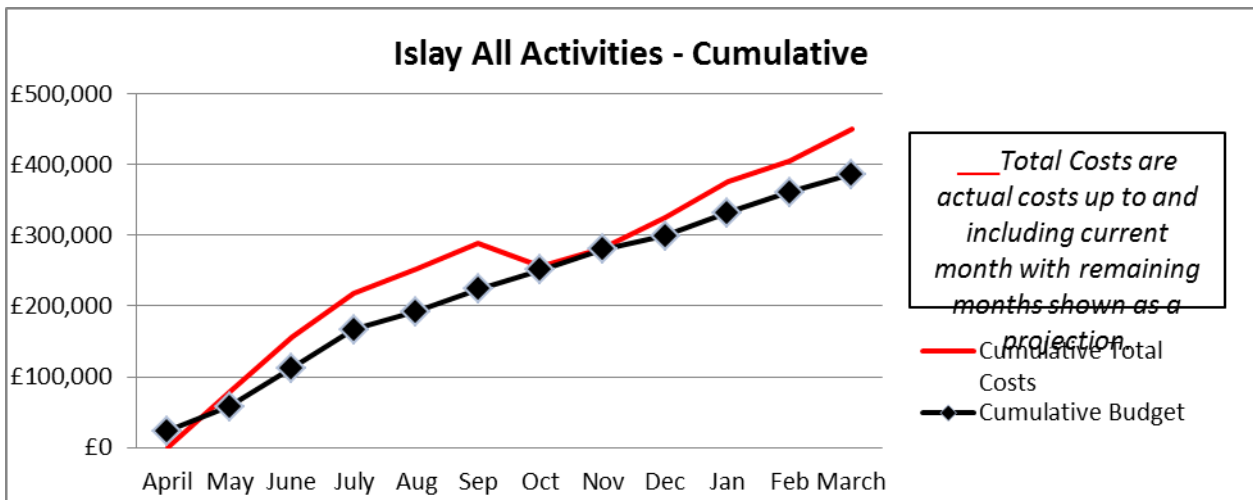
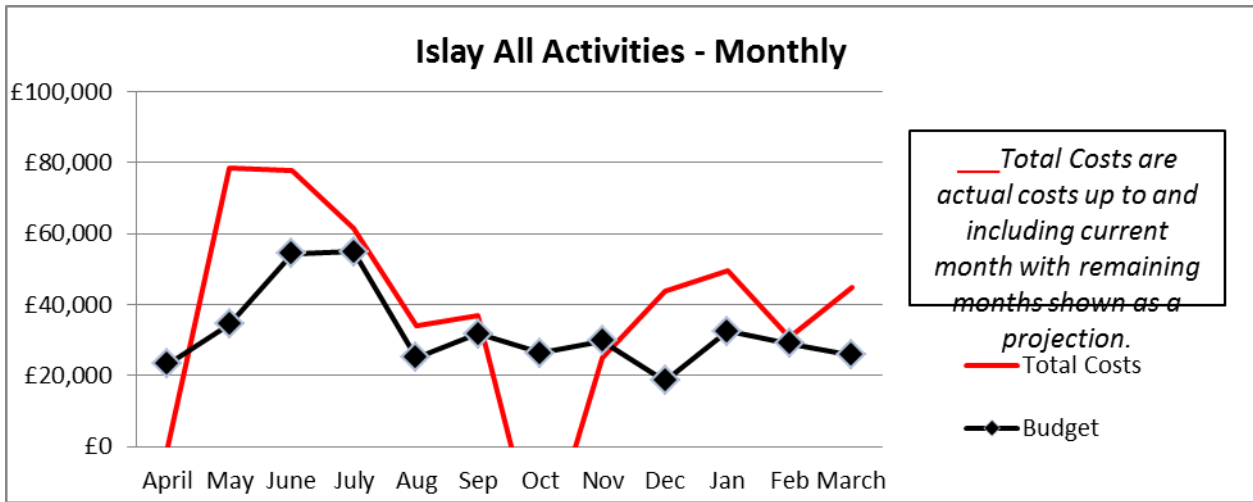
Year End Spend Profile - 2014/15

Kintyre



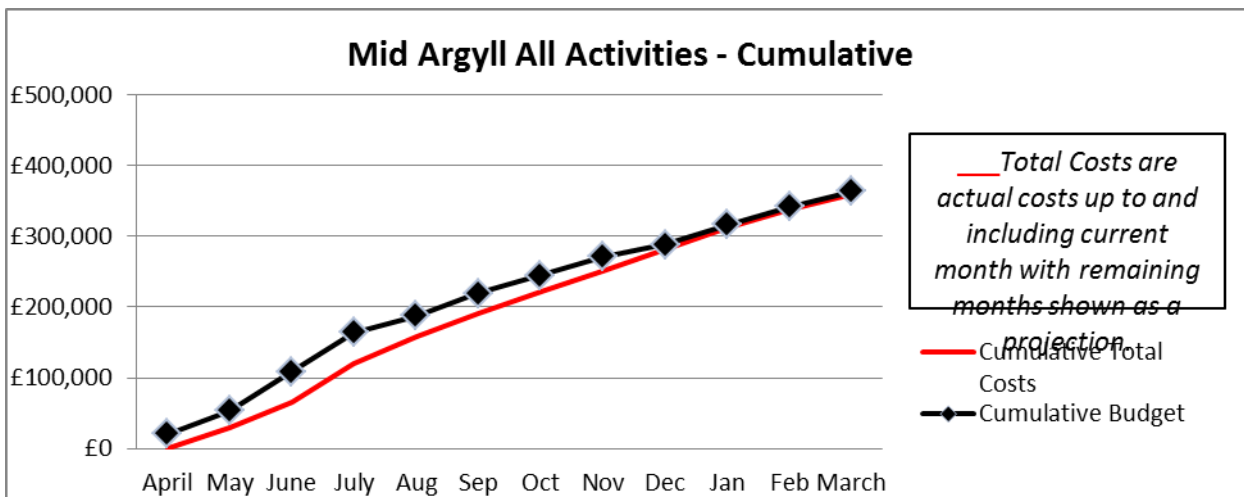
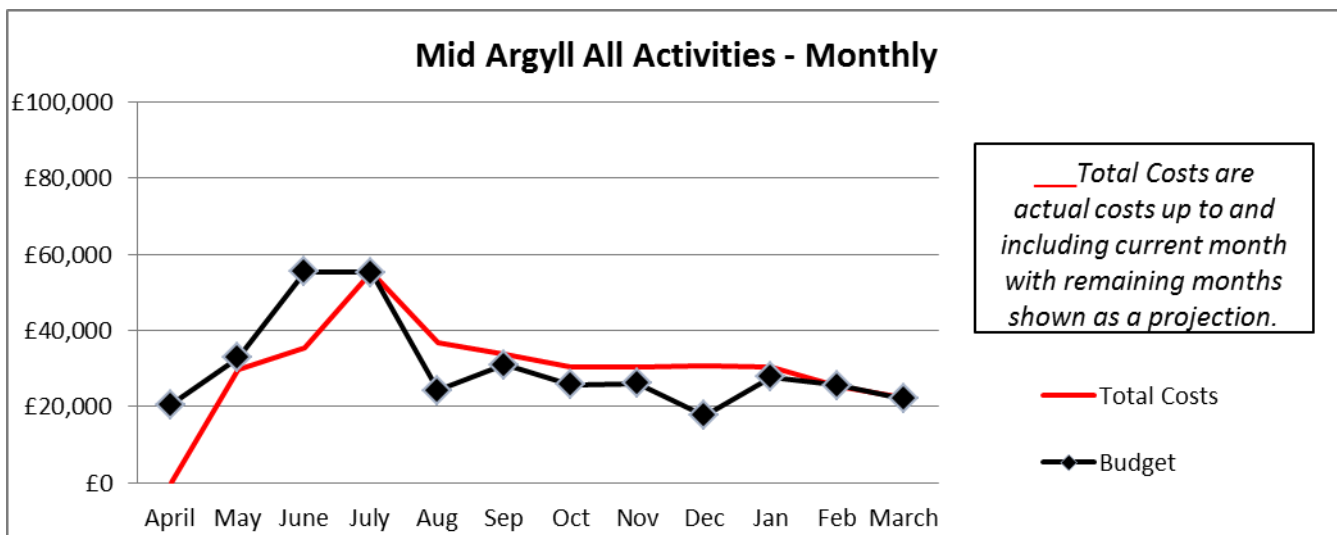
Year End Spend Profile - 2014/15

Islay



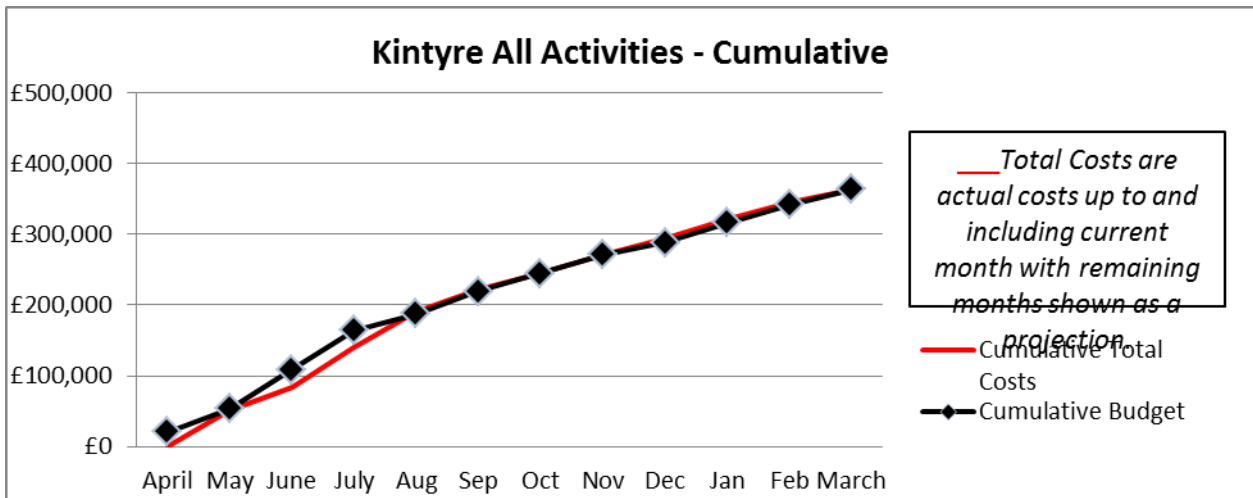
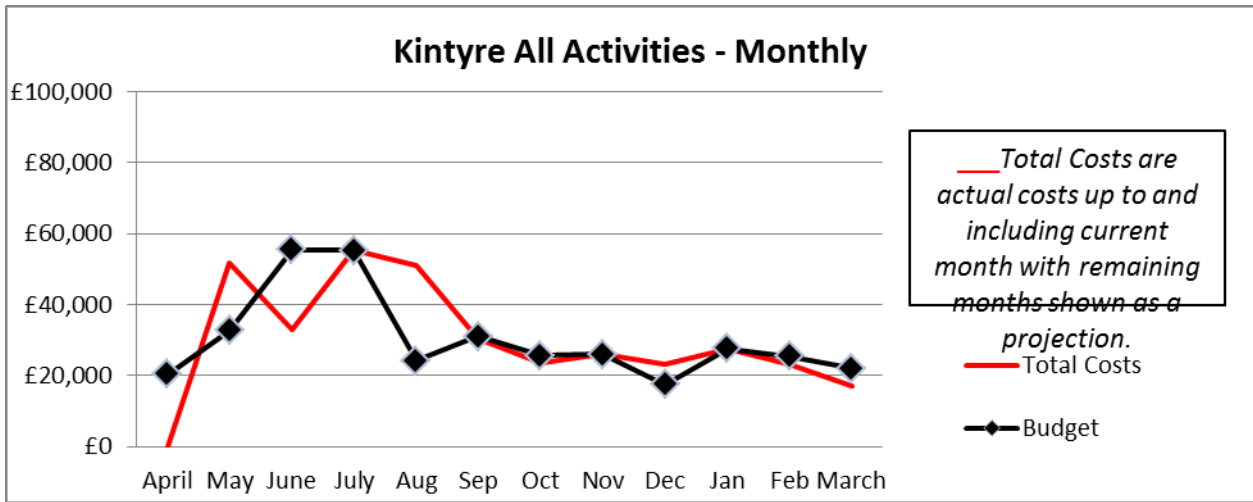
1st Quarter Spend Profile - 2015/16

Mid Argyll



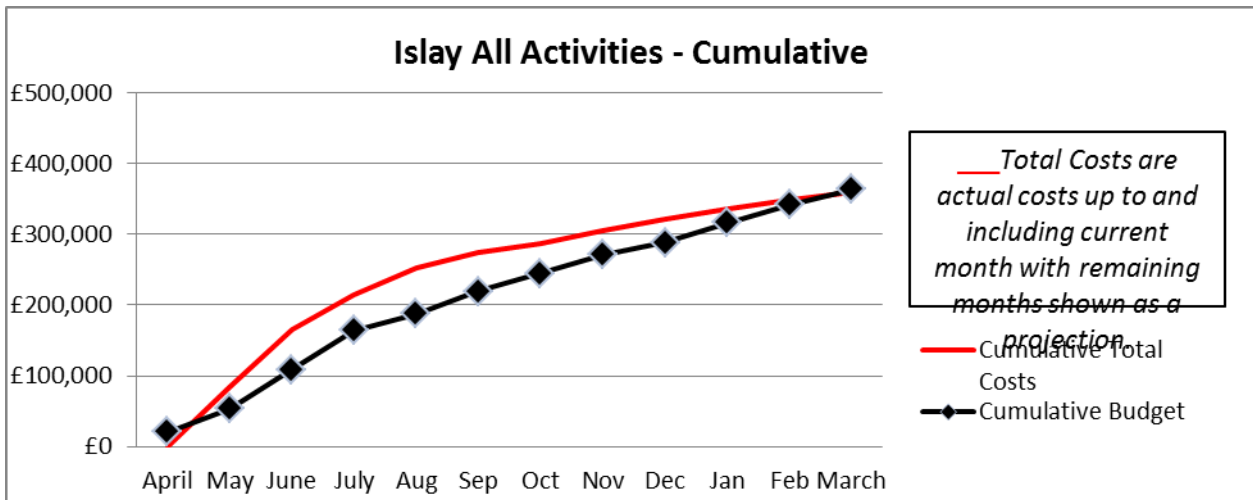
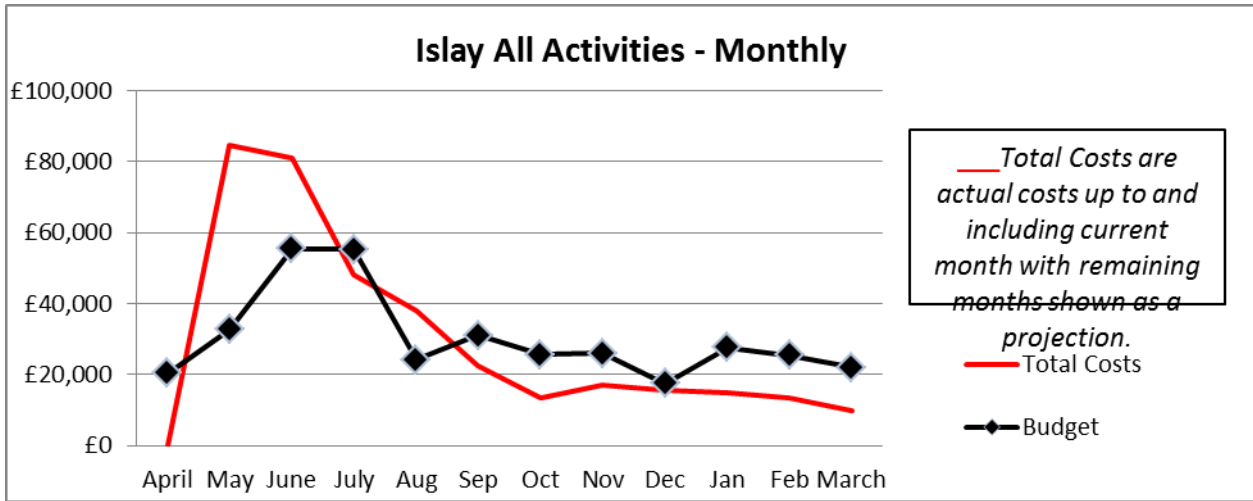
1st Quarter Spend Profile - 2015/16

Kintyre



1st Quarter Spend Profile - 2015/16

Islay



Appendix 1